

ACADEMIC PERFORMANCE REPORT
DR.B.K.B.COLLEGE, PURANIGUDAM, NAGAON
2011-12 TO 2020-21

Prepared by
Afshana Parveen, Assistant Professor, Department of Economics
(On Behalf of IQAC, Dr. B.K.B. College)



INTRODUCTION:

Academic Performance of a student implies the extent to which a student has attained their short-term or long term goals. It can also be defined as the knowledge gained by the students (Naradet.al., 2021). Academic achievement or performance is commonly measured in terms of examinations or continuous assessments. Academic performance of the students is of utmost importance for an educational institution. In fact the success of an educational institution depends to a large extent on the academic performance of its students. Academic success is important as it is strongly correlated with positive outcomes. Academically sound students tend to have a higher level of self-esteem and self-confidence and also are more likely to get employed and have a better life (Regier, 2011). Academic performance of any institution depends on large number of factors such as the environment of the institution, the level of intelligence and mental state of the learner, the teaching skills of the teachers, classroom communication, financial status and so form. In this report an attempt has been made to examine the academic performance of the students of Dr. B.K.B. College, Puranigudam, Nagaon for 10 years i.e. from 2011-12 to 2020-21 and also to inspect the factors affecting the results.

Objectives:

The report aims to fulfil the following objectives:

1. To analyse the results of Higher Secondary Final year students.
2. To analyse the results of BA final year students: both regular and major students.
3. To examine the factors influencing the results of the students.

Methodology:

- **Coverage:** the study covers Dr.B.K.B.College as the study area.
- **Data Source:** The study is based on secondary data collected mainly from the college administration.
- **Data Analysis:** For the analysis of the data, simple statistical tools such as line chart, bar diagram are used.

The Report:

Analysis of HS Result:

In the first part of this report an attempt has been made to analyse the Higher Secondary Final

Year Result of the students of Dr. B.K.B.College, Puranigudam, Nagaon from the year 2011-12 to 2020-21. Table 1 shows the pass percentage of the HS Final Year students for the above mentioned 10 years.

Table 1: Higher Secondary Final Year Result from 2011-2021

Year	Appeared	Passed	Pass Percentage
2011-12	42	27	64.29%
2012-13	22	15	68.18%
2013-14	49	16	32.65%
2014-15	57	26	45.61%
2015-16	64	44	68.75%
2016-17	43	26	60.47%
2017-18	39	16	41.03%
2018-19	47	29	61.70%
2019-20	41	24	58.54%
2020-21	53	53	100%

From Table-1 it can be seen that the HS result for the last 10 years has shown a fluctuating trend. From 2011-12, the pass percentage declined drastically from 64.29% to 32.65% in 2013-14 and then gradually increased to 68.75% in 2015-16 and again dropped sharply to 41.03% in 2017-18 and finally depicted a 100% pass percentage in 2020-21. These fluctuating trends can be shown in a line chart as given in figure 1 and the appeared and passed percentage is shown in fig 2.

From Figure 1 the trends of HS final year result are being visible. The annual compound growth of the pass percentage is 0.11%. which is very poor. However, if we fit a trend line to the line chart as shown in figure 1, it is visible that though the growth rate of result is 0.11 % but it has grown in a decelerating trend. Overall the HS result of Dr. B.K.B. College has been very pitiable.

Figure 1: Trend of HS final Year Result from 2011-12 to 2020-21

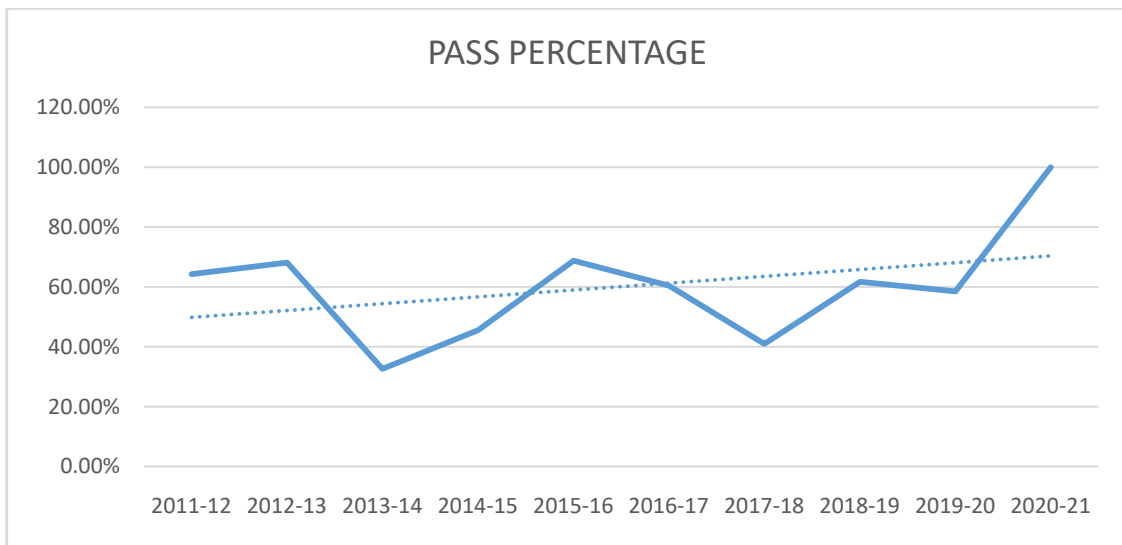
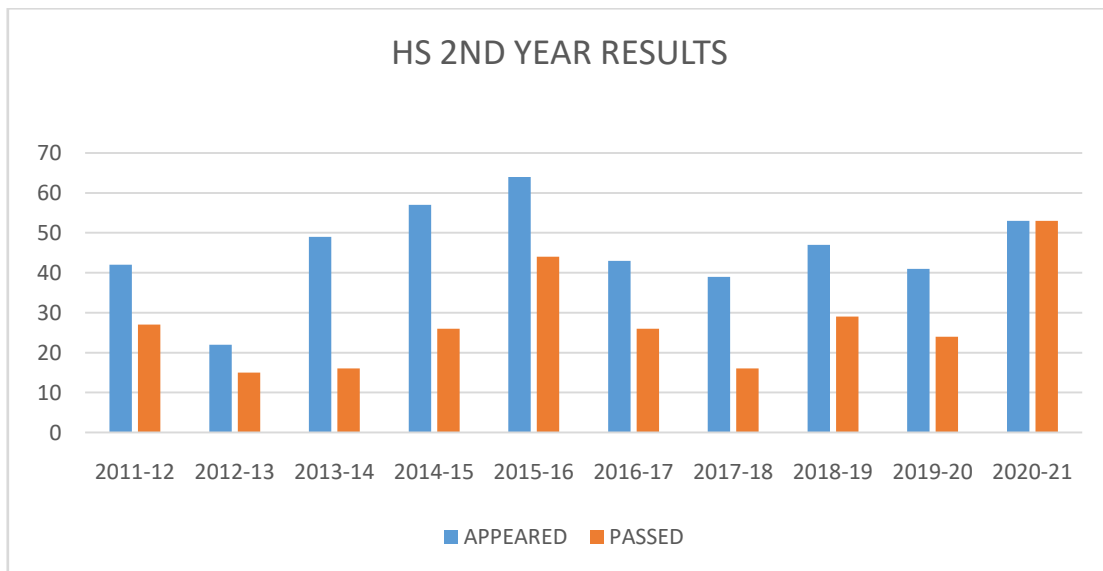


Figure 2: Appeared and Passed HS Students



Analysis of BA Results:

In the second part of this report an attempt has been made to analyse the BA Final Year Result of the students of both honours and regular category of Dr. B.K.B.College, Puranigudam, Nagaon from the year 2013-14 to 2020-2021.

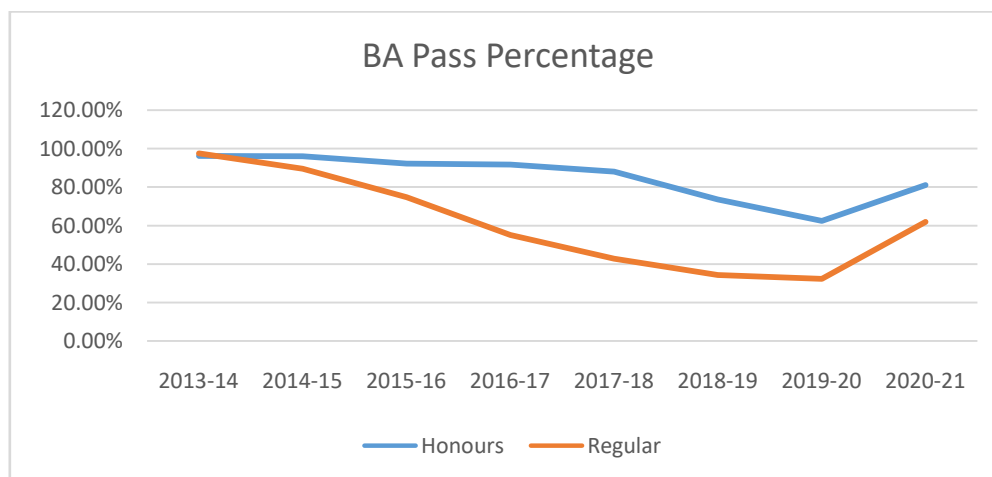
Table 2: BA Final Year Result (Major and Regular) from 2013-2014

Year	Total		Major		General	
2013-14	Appeared	136	Appeared	52	Appeared	84
	Passed	132	Passed	50	Passed	82
	Pass Percentage	97.05%	Pass Percentage	96.15%	Pass Percentage	97.61%
2014-15	Appeared	194	Appeared	98	Appeared	96
	Passed	180	Passed	94	Passed	86
	Pass Percentage	92.78%	Pass Percentage	95.91%	Pass Percentage	89.58%
2015-16	Appeared	237	Appeared	90	Appeared	147
	Passed	193	Passed	83	Passed	110
	Pass Percentage	81.43%	Pass Percentage	92.22%	Pass Percentage	74.82%
2016-17	Appeared	268	Appeared	121	Appeared	147
	Passed	192	Passed	111	Passed	81
	Pass Percentage	71.64%	Pass Percentage	91.73%	Pass Percentage	55.10%
2017-18	Appeared	278	Appeared	133	Appeared	145
	Passed	179	Passed	117	Passed	62
	Pass Percentage	63.38%	Pass Percentage	87.96%	Pass Percentage	42.75%
2018-19	Appeared	269	Appeared	132	Appeared	137
	Passed	144	Passed	97	Passed	47
	Pass Percentage	53.53%	Pass Percentage	73.48%	Pass Percentage	34.30%
2019-20	Appeared	254	Appeared	133	Appeared	121
	Passed	122	Passed	83	Passed	39
	Pass Percentage	48.03%	Pass Percentage	62.40%	Pass Percentage	32.27%
2020-21	Appeared	281	Appeared	132	Appeared	149
	Passed	199	Passed	107	Passed	92
	Pass Percentage	70.82%	Pass Percentage	81.06%	Pass Percentage	62%

Table 2 shows the pass percentage of the BA Final Year students both regular and honours for the abovementioned 10 years. Unlike HS result, the BA final year results showed

a positive picture in terms of the figures. The pass percentage of the Students, specially the honours students was fairly good. However, also unlike the HS final year results, which showed a fluctuating trend, the BA final year results depicted a declining trend. It can be seen from table 2, where the pass percentage of the students were fairly positive ranging from 62.40% to 96.15% for honours students. It was 96.15% in 2013-14 and gradually declined to 92.22% in 2015-16, to 87.96% in 2017-18 and finally to 62.40% in 2019-20. However, the pass percentage showed a positive spike to 81.06% in the year 2020-21. Again, from table 2 it is evident that, for the regular students, though initially the pass percentage was extremely good i.e. 97.61% in 2013-14 but it gradually deteriorated to 55.10% in 2016-17, to 42.75% in 2017-18 and finally to 32.27% in 2019-20, which is extremely very poor. About almost 70% percent students failed to pass the exam which is a very pathetic condition. However, just like the honours result, in case of regular result too, in the year 2020-21, the pass percentage of BA regular students also increased to 62 % from 32.27%. This leap in the pass percentage is mainly due to the conduction of *Online Exam* due to the prevalence of COVID-19 pandemic. This trend of the pass percentage of the BA final year students, both regular and honours from 2013-14 to 2020-21 is shown in figure 2. From Figure 2 it is evident that regular students have performed worst compared to the honours/major students.

Figure 2: Trend of BA final Year Result from 2013-14 to 2020-21



Analysis:

It has been observed that over the years the results of Dr. B.K.B.College haven't been very satisfying. The HS final year results kept on fluctuating and the BA final year result kept declining. There can be several plausible causes behind this. This causes can be divided into four categories:

1. **Internalcauses:** this includes intellect of the students, will power, motivation, health etc
2. **External causes:** this includes factors in the college such as classes, teachers, infrastructure, medium of instruction, quality of teaching, number of teachers, IT enabled classrooms etc.
3. **Geographical causes:** This includes area where the college is located, development of nearby areas, distance between the college and student's residence, mode of transportation etc.
4. **Others:** this includes financial background of the student, family background, educational status of the other family members etc.

From general understanding and observations, it can be said that from the above mentioned factors the main factors responsible for the poor results are:

1. ***Quality of students:*** it has been observed that most of the students studying in DR.B.K.B. College are academically very poor. Most of the HS students come with just a passing marks in their 10th board. Same is the case with HS results. They have a very low intellect and also lack will power, interest and motivation to study.
2. ***Poor Financial Status:*** Most of the students also come from a very poor financial background making it difficult to buy books or even come to college regularly as they are engaged in various part time works for earning.

3. ***Uneducated Family:*** Also most of the students do not come from a sound educational family. Resulting in the lack of push or motivation for studying from family. Also least importance is given to studies.
4. ***Transportation Problem:*** Most of the students studying in Dr.B.K.B. College comes from far-away places. It becomes difficult for them to attend classes regularly since it also becomes little costly for them.
5. ***Development of nearby Places:*** Puranigudam is situated near the Nagaon town which a home to a good number of colleges. Students who tends to be little brighter or who secures better marks take admission in the colleges of Nagaon town leaving Dr. B.K.B.College with only the academically poor students.
6. ***CBCS:*** Introduction of Choice Based Credit System (CBCS) has also caused problems in securing better marks because the syllabus is completely new and also the difficulty level is higher than the previous syllabus.

Conclusion:

Thus from the above analysis it has been seen that the results of Dr.B.K.B.College hasn't been fair enough with the HS final year results fluctuating and the BA final year result declining. This was seen to be due to a large number of causes, most of the causes of the poor results of the students pertaining to ingrained in poor socio-economic status of the students and can hardly be addressed. However some of the measures that Dr. B.K.B. College can adopt to improve its results are motivating the students to study well, to arrange free vocational courses along with the regular courses, making provision for a bus service for the distant students, providing free books to the students etc, holding regular parent-teacher meets and having one to one conversations with the guardians about the

importance of education specially girl education so that they allow their students to study further and also motivate and encourage them to study well and so on and so forth.



Sd/-
Afshana Parveen
Assistant Professor
Department of Economics
Dr. B.K.B. College, Puranigudam

Abharali

(Dr. Abinash Bharali)
Coordinator, IQAC
Dr. B.K.B. College, Puranigudam

IQAC
Coordinator
Dr. B.K.B. College
Puranigudam,
Nagaon :: Assam